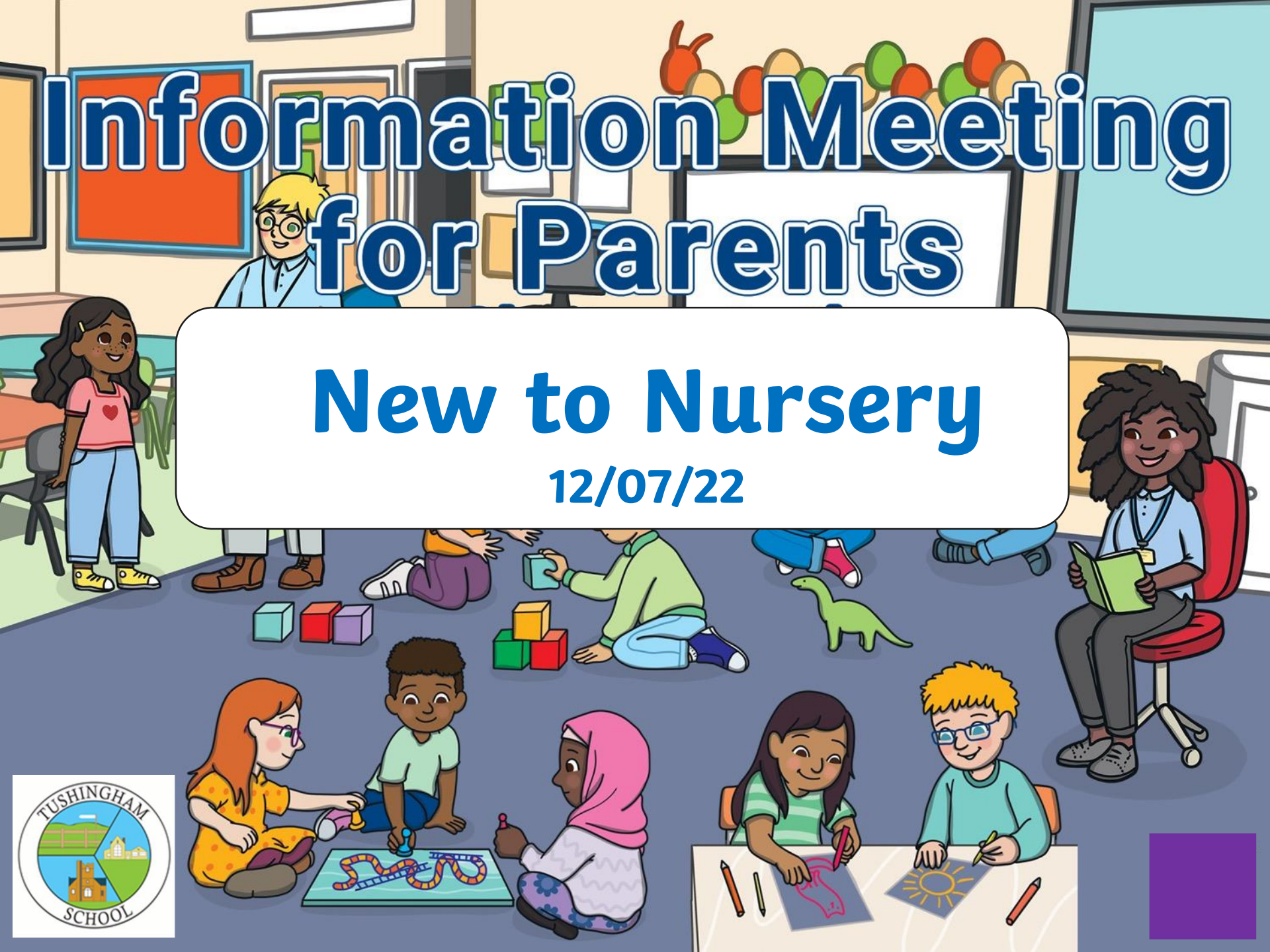


# Information Meeting for Parents

## New to Nursery

12/07/22





# Welcome

# Our Class

We have one open plan EYFS classroom with nursery and reception children in.

We have indoor and outdoor areas that can accommodate up to 26 children.

There are clear areas for learning in the class linked to the EYFS framework.

Mrs Jones and Mrs Williams





# What Is the EYFS?

**The Early Years Foundation Stage** covers the first stage of a child's care from birth to five years old. It sets the standards to ensure that all children learn and develop, as well as keeping them healthy and safe.

The EYFS curriculum gives children the broad range of knowledge and skills that provide the right foundation for good future progress through school and life.

Included in the EYFS are the **seven Areas of Learning**. They are:


**Prime areas:**

- **Communication and Language**
- **Physical Development**
- **Personal, Social and Emotional Development**

**Specific areas:**

- **Literacy**
- **Mathematics**
- **Understanding the World**
- **Expressive Arts and Design**

At the end of the EYFS, there are **17 Early Learning Goals** that children are expected to achieve.



# Learning and Development Considerations

In nursery, we focus on the three prime areas and then the specific areas of learning provide children with a broad curriculum and opportunities to strengthen and apply the prime areas of learning. This is particularly important in developing language and extending vocabulary.

We consider the individual needs, interests, and development of each child in their care, and use this information to plan a challenging and enjoyable experience for each child in all areas of learning and development.



# Teaching, Learning, Observation & Assessment

The curriculum is delivered through a combination of child-initiated activities and adult-led activities.

There is natural free-flow between the indoor and outdoor area. Children can access these throughout the day.

Children are observed across all areas of learning throughout the day.

Observations are put into each child's learning journal. This information informs the next steps for learning, to support progression.



Play is essential for children's development, building their confidence as they learn to explore, relate to others, set their own goals and solve problems. Children learn by leading their own play, and by taking part in play which is guided by adults.

We aim to stimulate children's interests, respond to each child's emerging needs and guide their development through warm, positive interactions, coupled with secure routines for play and learning.



# A typical morning in our class

8.45 - Self-registration

8.55-9.05 - Class register/wake up shake up song/now and next

9.10 – Phonics

9.30 – Continuous Provision/Free Learning


10.20 – Toilet/wash hands

10.30 - Morning playtime

10.45 – Get together session/adult- directed activities  
(differentiated - working with small groups)/Continuous  
Provision/Free Learning

11.40 - Toilet/wash hands

11.50 - Lunch time





# A typical afternoon in class 1

11.50-1.00 - Lunchtime/play time

1.00 - Register

1.05 – Dough Disco/individual/group/whole class  
reading/number songs

1.30 - Get together session/adult- directed activities  
(differentiated - working with small groups)/Continuous  
Provision/Free Learning

2.15 – Break Time

2.30 – Mile Run

2.40 – Toilet

2.45 – Collective worship

3.05 - Home time preparation/story

3.15 - Home time



# Snack time healthy eating

A selection of fresh fruit or vegetables are available each day.

Apple juice, orange juice and toast can be ordered on School Spider.

Milk is free to all children under 5.

Water is always available

Children can have a packed lunch, prepared at home, or a school dinner.

All reception children are entitled to a free school dinner.



# Behaviour

Our school has clear expectations of behaviour.

Each classroom has a set of golden rules – ‘The Tushingham Way’ reinforcing positive behaviour.

# Partnership with Parents

We aim to develop positive relationships with parents of the children in our care.

We would like you to contribute towards your child's Learning Journey by completing 'Wow Moment' sheets.

When you tell us about your child, a clearer picture unfolds, and together we can plan more effectively to support, develop and celebrate your child's learning.



# Wow Moments

Examples:

- Riding a bike independently
- Staying in own bed all night
- Swimming achievement
- Family activities/days out
- Family celebrations
- Writing their own name
- Counting independently



# Support at home

Children will have a reading book to take home to enjoy together.

Please ensure your child looks after school books and please record how well they have read in their reading diary.

Homework activities/Home Learning Challenges will be given out weekly once children have settled in and are ready.

# Home/School Link

We have an 'open door' policy.

Parents evenings – sharing progress throughout year

Work showcase events

End of year reports and EYFS Profile


School Spider

School website

School calendar

Friends of Tushingham

Sports day



# General Information

Accidents and bumps slips

School absence due to ill health or holidays or messages to teachers via school office

Please do not park on the zig-zag areas and please reverse into parking spaces

Please do not bring dogs onto the school grounds



# Entry and Exit to School

School opens at 8.45am

Registration is at 8.55-9.05am

School finishes at 3.15pm

**Please ensure that drop off and collection times are prompt.**

# Collections

If there is a change of person collecting, it is important that we are informed in advance.

You can give permission for other adults to pick up your child on a regular basis by letting Mrs Devaney know.

# School Uniform

Tushingham has a specific uniform with our school logo.

Items can be purchased from Whitchurch Sports Shop.

Please ensure that names are in EVERYTHING!

Children need a pair of wellingtons to stay in school, as we play out in all weathers.

They need slippers for indoors learning.

Our P.E. kits consists of with black pumps/trainers, school t-shirt and blue shorts.


PE kit will be kept on your child's peg and will be sent home every half term to be washed.

# And finally...

If you have any worries or concerns, please come in and speak to us, and we will do our best to help you.

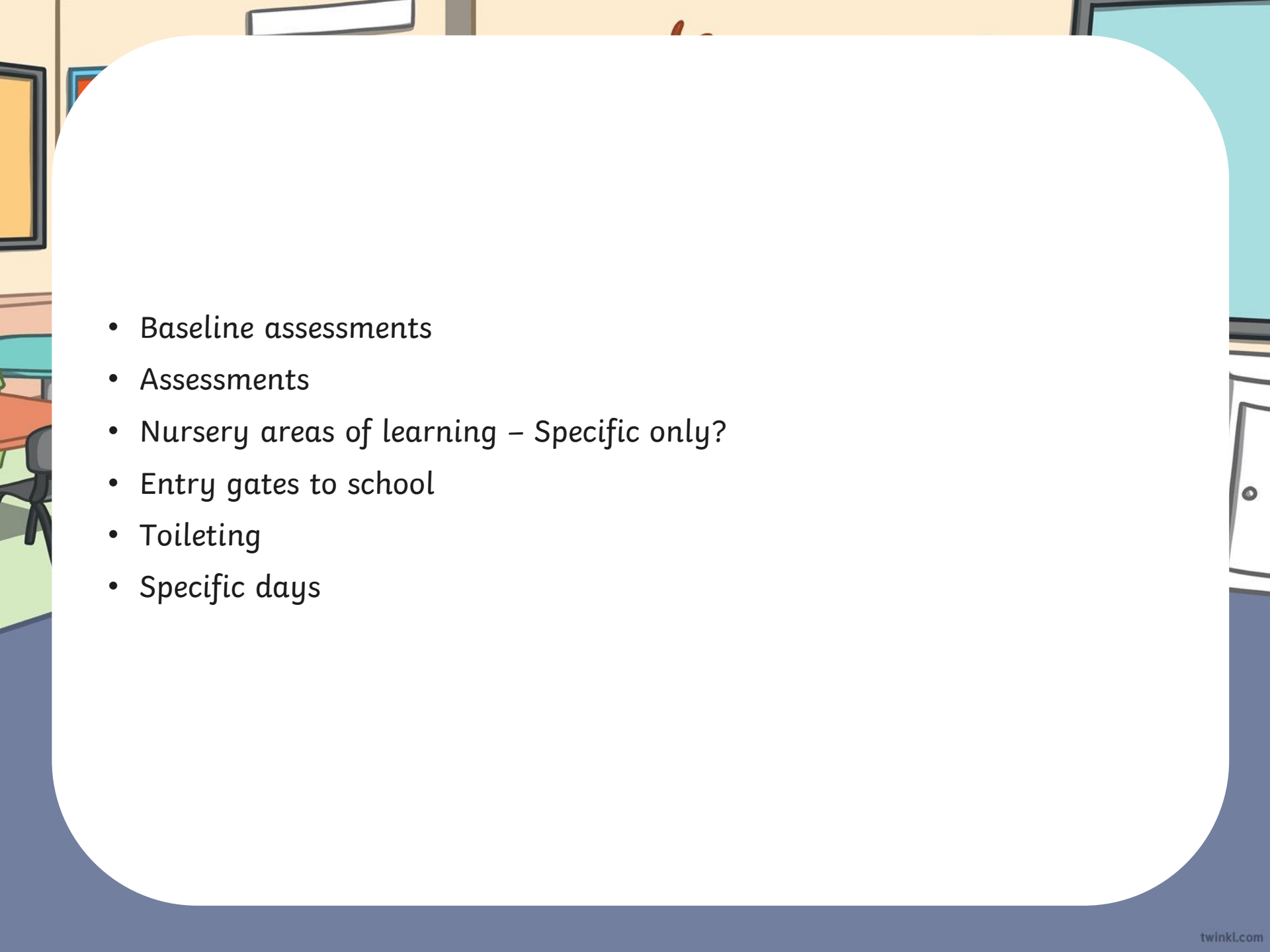
We are really looking forward to working with you and your child in September.

Mrs Jones, Mrs Williams and Miss Richards 😊







- 
- A cartoon illustration of a classroom. On the left, there is a desk with a chair, a bookshelf with books, and a framed picture on the wall. On the right, there is a window with a blue frame and a white door. The background is a light blue color.
- Baseline assessments
  - Assessments
  - Nursery areas of learning – Specific only?
  - Entry gates to school
  - Toileting
  - Specific days